

Specification

1. Product Type: 5G Antenna

2. Frequency : 600~6000 MHZ

3. VSWR: 2.0:1

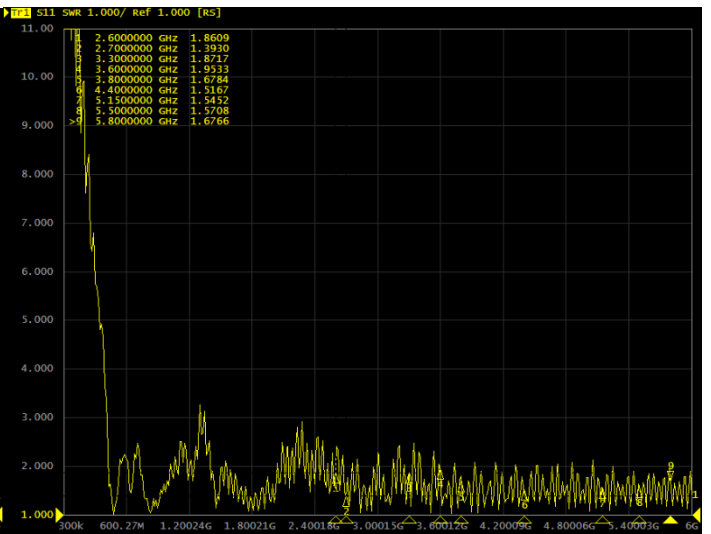
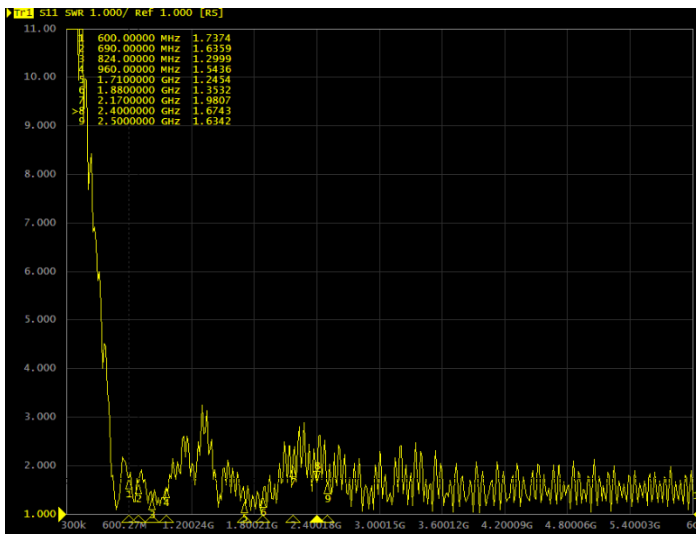
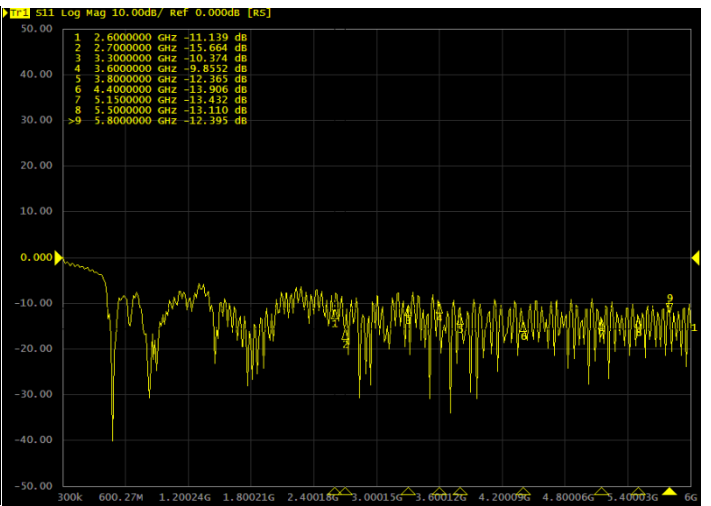
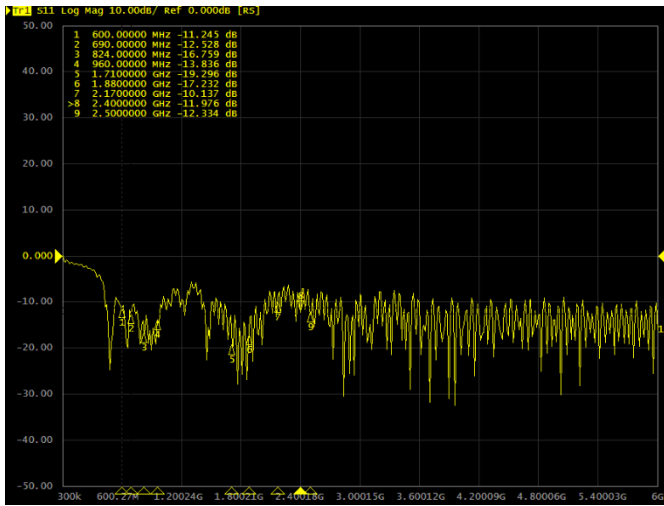
4. Cable: RG316/U

5. Connector: MCX M RA


✧RoHS Compliant

Frequency (MHz)	Return Loss (dB)	VSWR	Efficiency (%)	Gain (dBi)
600	-11.24	1.73	70.96	2.04
690	-12.52	1.63	44.16	0
824	-16.75	1.29	55.21	3.17
960	-13.83	1.54	54.08	1.32
1710	-19.29	1.24	62.81	4.84
1880	-17.23	1.35	59.84	3.14
2170	-10.13	1.98	25.76	0.87
2400	-11.97	1.67	31.62	2.48
2500	-12.33	1.63	37.76	5.04
2600	-11.13	1.86	33.81	4.14
2700	-15.66	1.39	52.48	5.65
3300	-10.37	1.87	51.76	5.14
3600	-9.85	1.95	58.61	7.67
3800	-12.36	1.67	63.68	7.51
4400	-13.90	1.51	50.93	5.11
5150	-13.43	1.54	45.29	4.19
5500	-13.11	1.57	43.65	3.66
5800	-12.39	1.67	45.19	4.49

Test Report(Return Loss & VSWR)

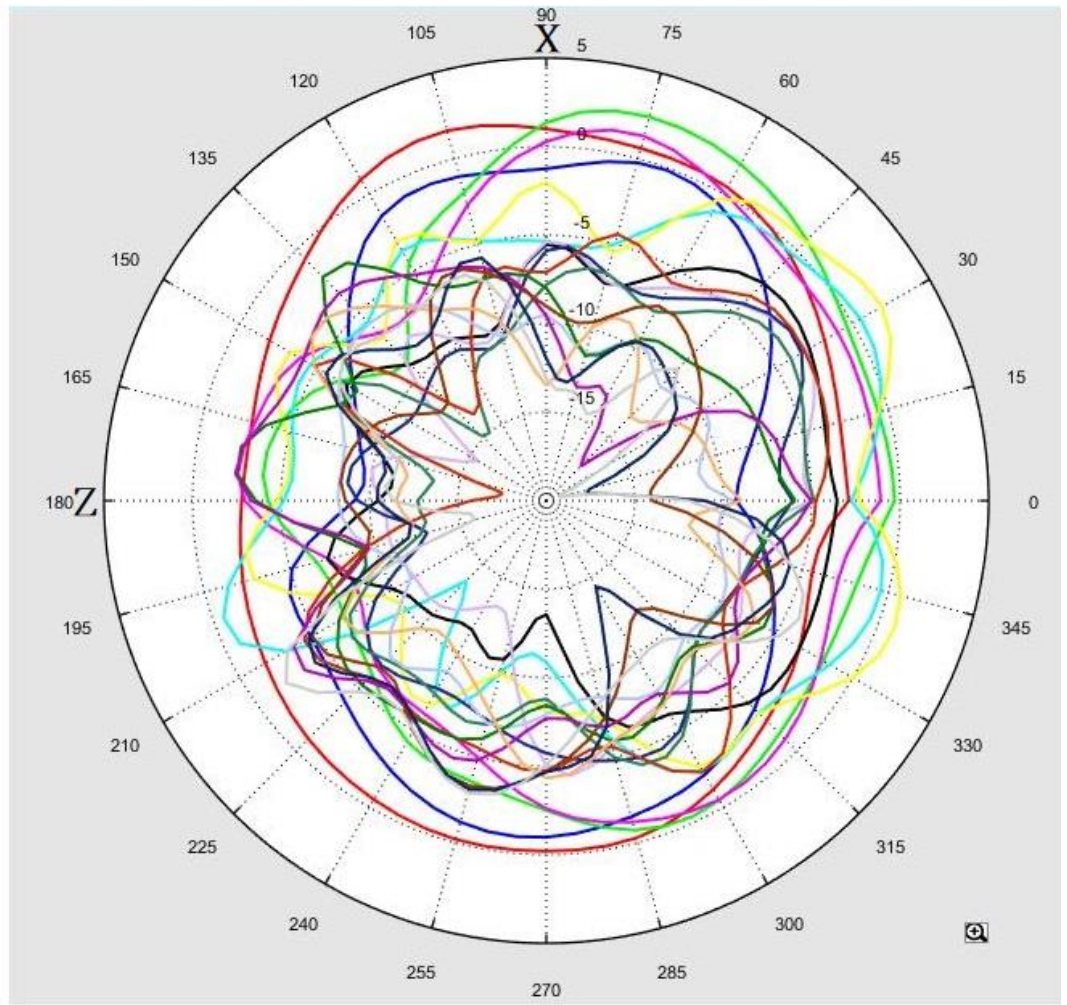


3D Test photo

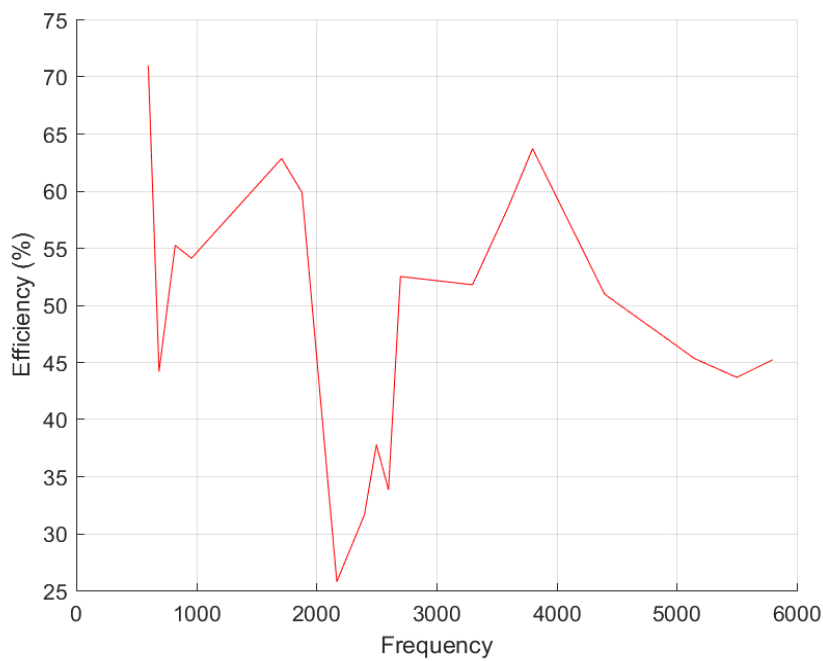


3D Test Data

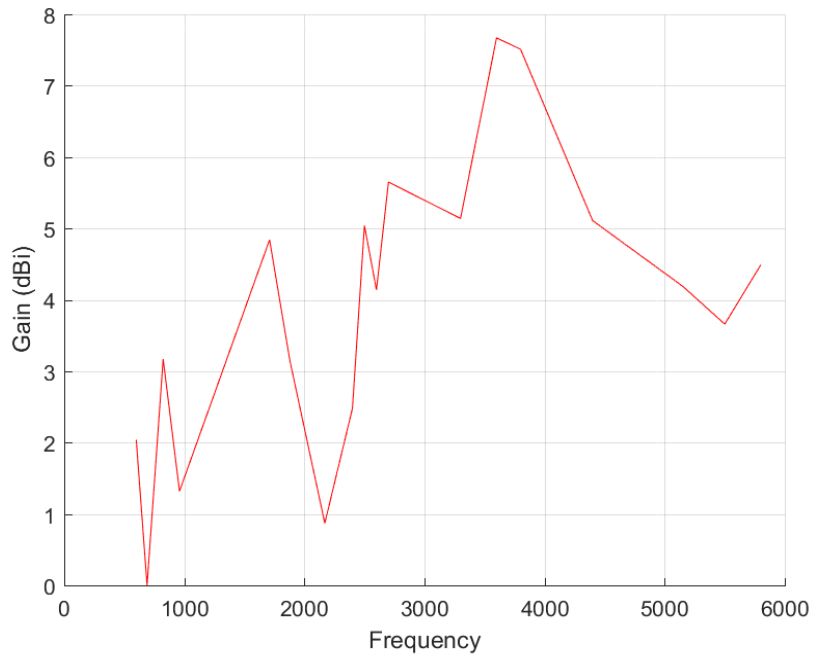
Freq. / Chan.	Color
600MHz	Red
690MHz	Blue
824MHz	Green
960MHz	Magenta
1.71GHz	Cyan
1.88GHz	Yellow
2.17GHz	Black
2.4GHz	Purple
2.5GHz	Dark Blue
2.6GHz	Teal
2.7GHz	Orange
3.3GHz	Light Blue
3.6GHz	Dark Green
3.8GHz	Pink
4.4GHz	Light Orange
5.15GHz	Brown
5.5GHz	Dark Blue
5.8GHz	Grey



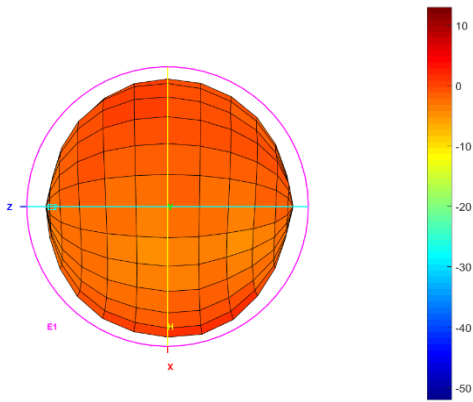
Total_Efficiency (%)



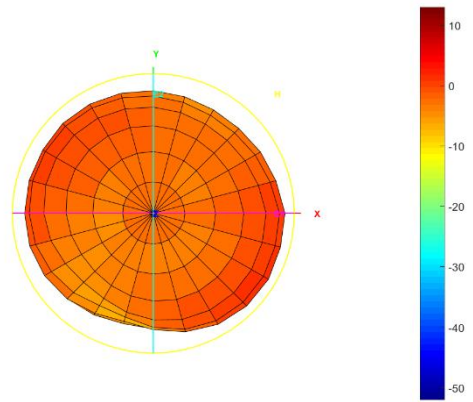
Total_Gain (dBi)



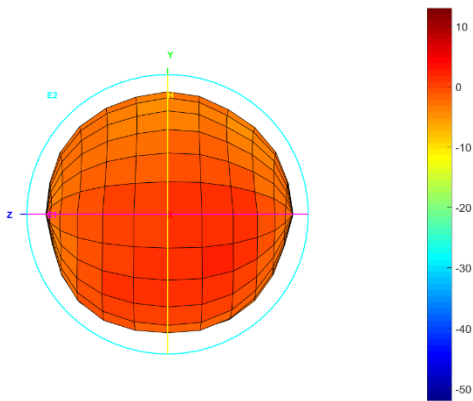
Total_3D_Top View_600MHz



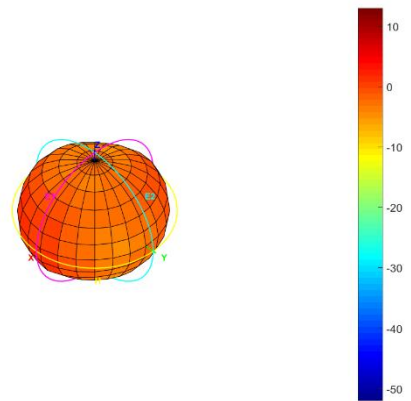
Total_3D_Front View_600MHz



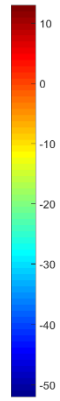
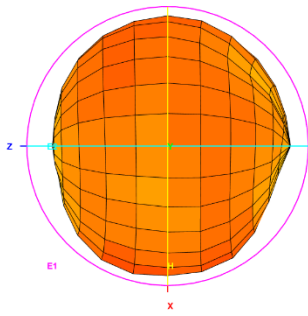
Total_3D_Left View_600MHz




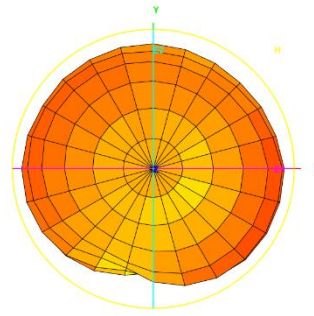
Total_3D_Side View 1_600MHz



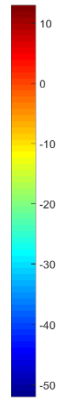
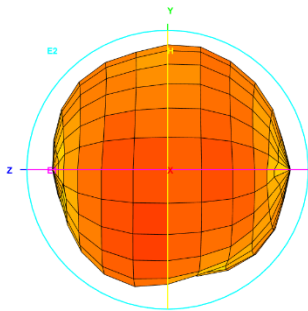
Total_3D_Top View_690MHz




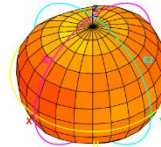
Total_3D_Front View_690MHz



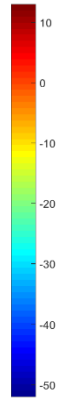
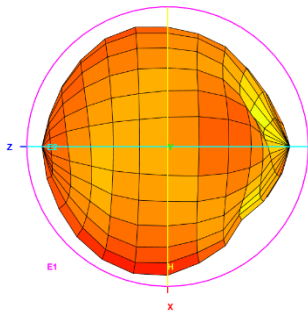
Total_3D_Left View_690MHz




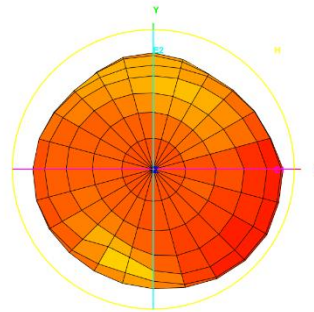
Total_3D_Side View 1_690MHz



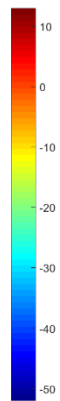
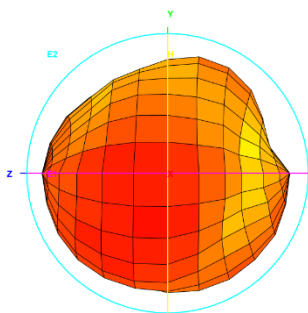
Total_3D_Top View_824MHz



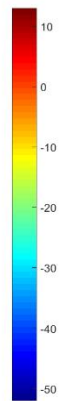
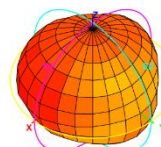
Total_3D_Front View_824MHz



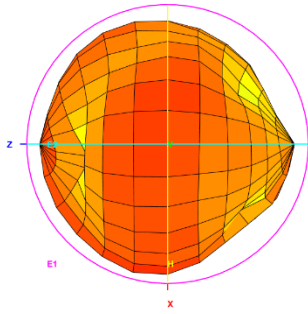
Total_3D_Left View_824MHz



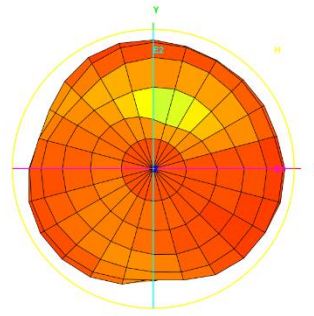
Total_3D_Side View 1_824MHz



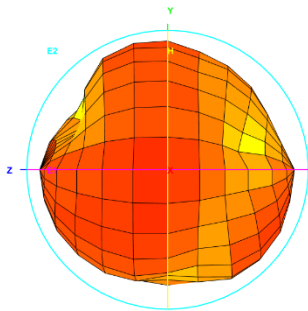
Total_3D_Top View_960MHz



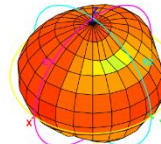
Total_3D_Front View_960MHz



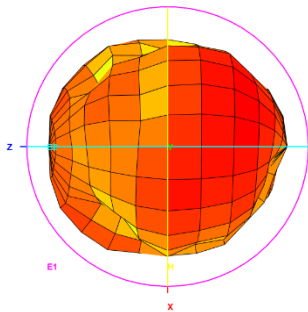
Total_3D_Left View_960MHz



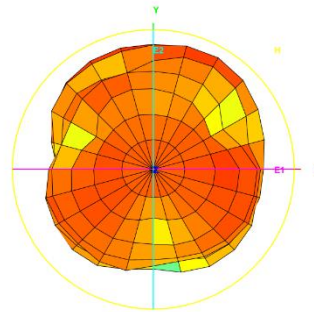
Total_3D_Side View_1_960MHz



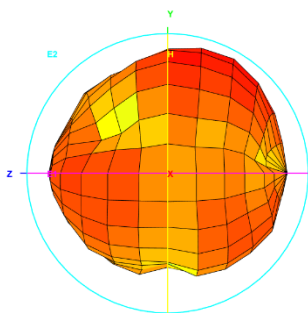
Total_3D_Top View_1.71GHz



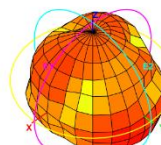
Total_3D_Front View_1.71GHz



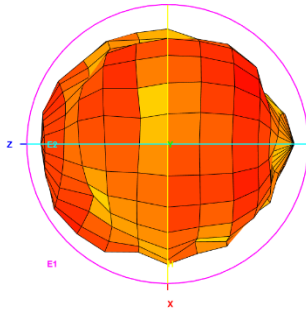
Total_3D_Left View_1.71GHz



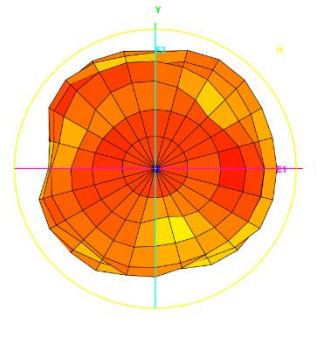
Total_3D_Side View_1_1.71GHz



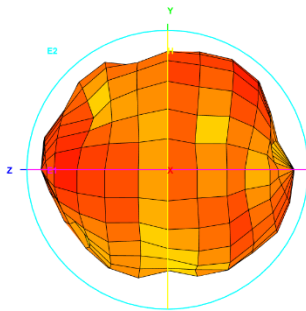
Total_3D_Top View_1.88GHz



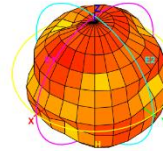
Total_3D_Front View_1.88GHz



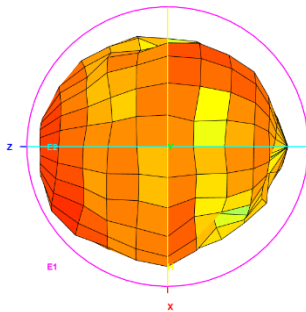
Total_3D_Left View_1.88GHz



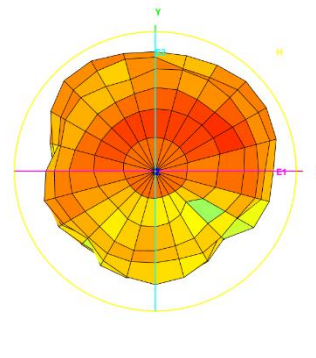
Total_3D_Side View 1_1.88GHz



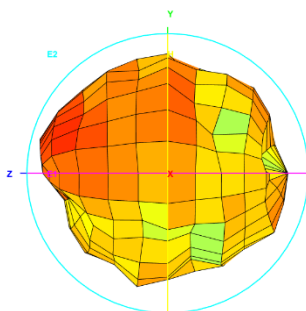
Total_3D_Top View_2.17GHz



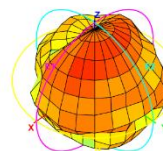
Total_3D_Front View_2.17GHz



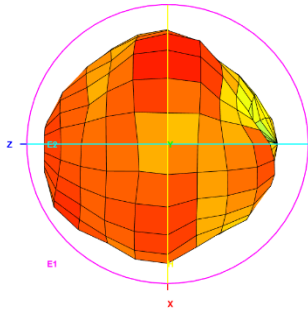
Total_3D_Left View_2.17GHz



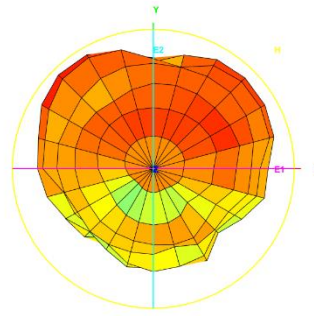
Total_3D_Side View 1_2.17GHz



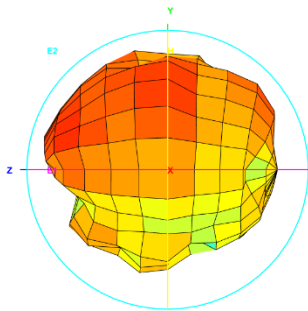
Total_3D_Top View_2.4GHz



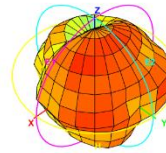
Total_3D_Front View_2.4GHz



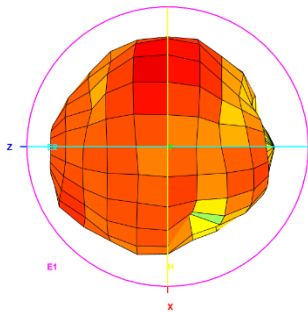
Total_3D_Left View_2.4GHz



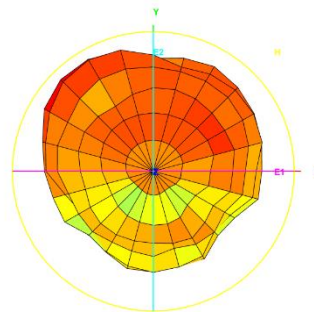
Total_3D_Side View 1_2.4GHz



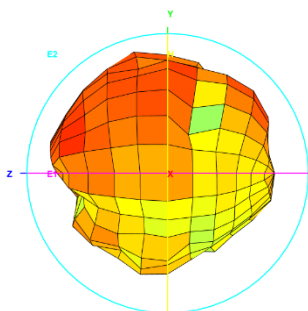
Total_3D_Top View_2.5GHz



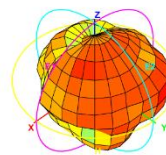
Total_3D_Front View_2.5GHz



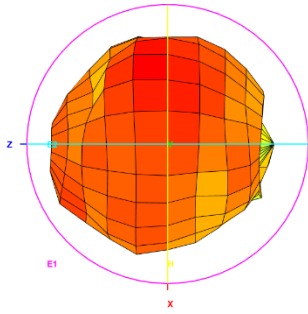
Total_3D_Left View_2.5GHz



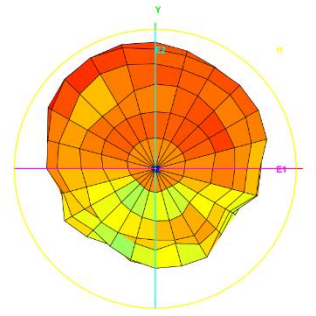
Total_3D_Side View 1_2.5GHz



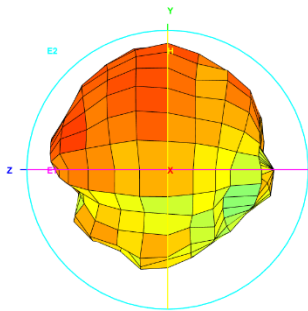
Total_3D_Top View_2.6GHz



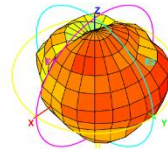
Total_3D_Front View_2.6GHz



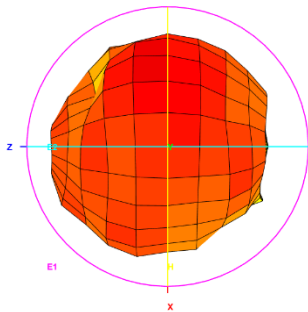
Total_3D_Left View_2.6GHz



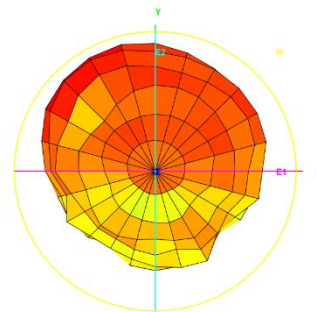
Total_3D_Side View 1_2.6GHz



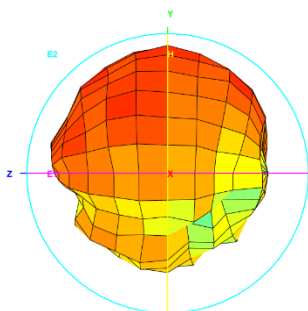
Total_3D_Top View_2.7GHz



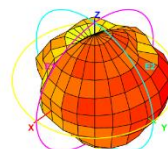
Total_3D_Front View_2.7GHz



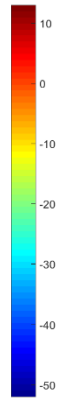
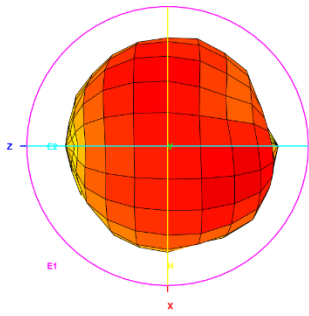
Total_3D_Left View_2.7GHz




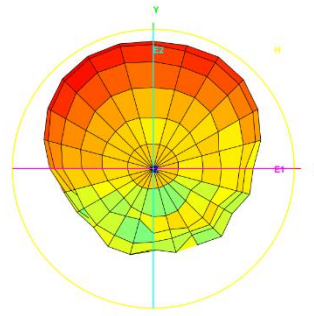
Total_3D_Side View 1_2.7GHz




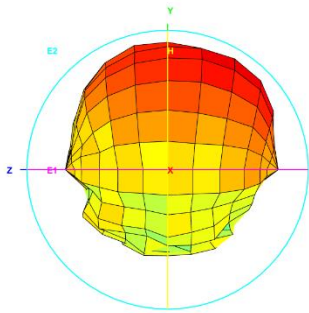
Total_3D_Top View_3.3GHz




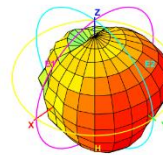
Total_3D_Front View_3.3GHz



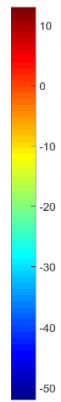
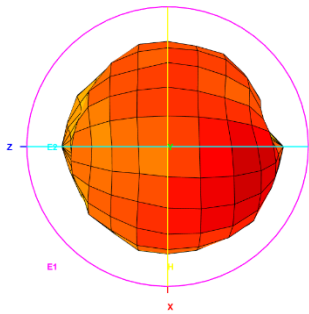
Total_3D_Left View_3.3GHz




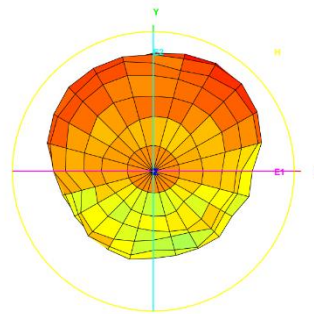
Total_3D_Side View 1_3.3GHz



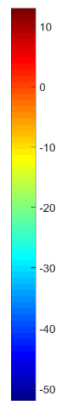
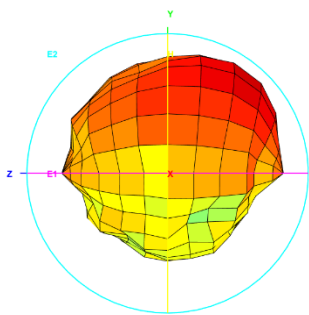
Total_3D_Top View_3.6GHz



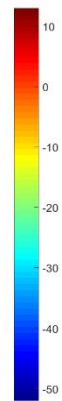
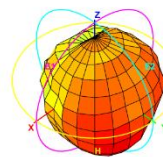
Total_3D_Front View_3.6GHz



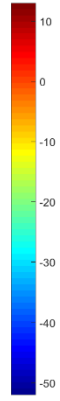
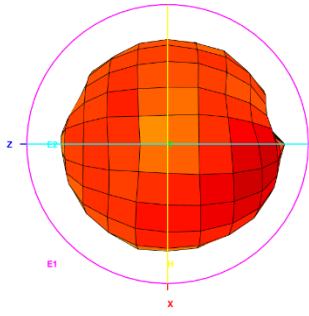
Total_3D_Left View_3.6GHz




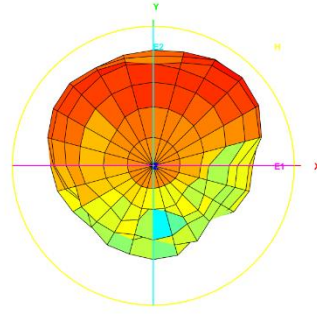
Total_3D_Side View 1_3.6GHz



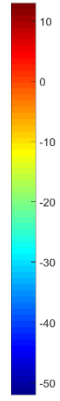
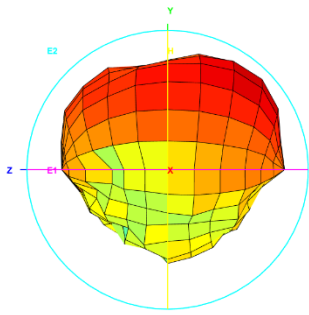
Total_3D_Top View_3.8GHz




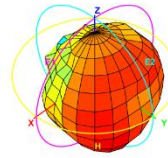
Total_3D_Front View_3.8GHz



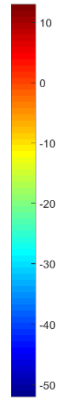
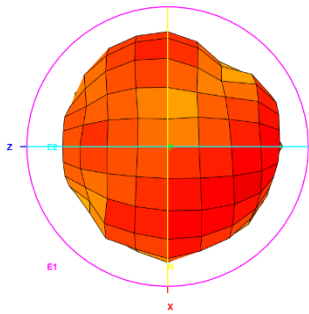
Total_3D_Left View_3.8GHz




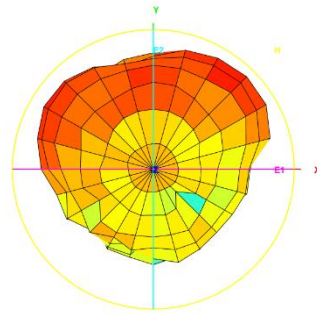
Total_3D_Side View 1_3.8GHz



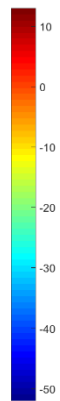
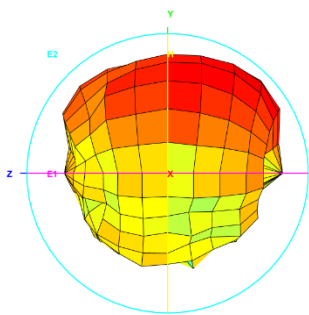
Total_3D_Top View_4.4GHz



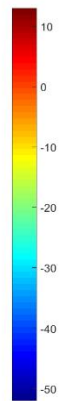
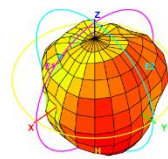
Total_3D_Front View_4.4GHz



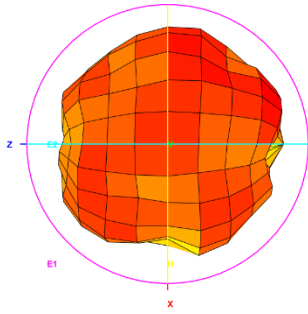
Total_3D_Left View_4.4GHz



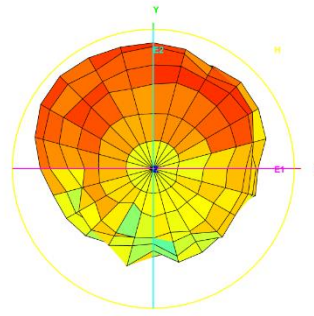
Total_3D_Side View 1_4.4GHz



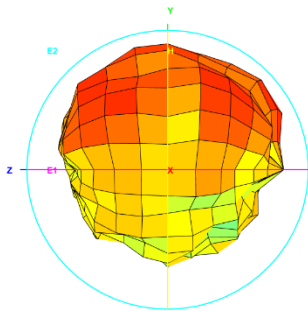
Total_3D_Top View_5.15GHz



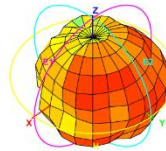
Total_3D_Front View_5.15GHz



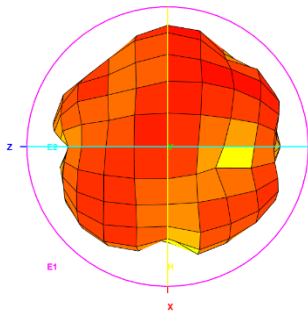
Total_3D_Left View_5.15GHz



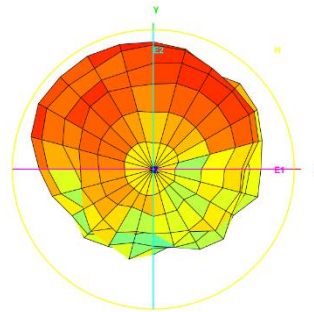
Total_3D_Side View 1_5.15GHz



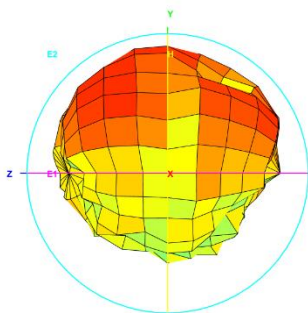
Total_3D_Top View_5.5GHz



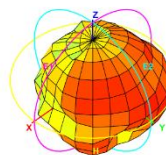
Total_3D_Front View_5.5GHz



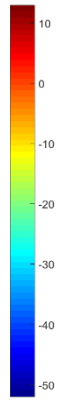
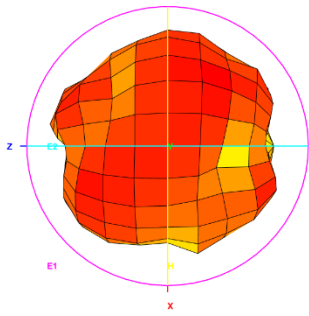
Total_3D_Left View_5.5GHz




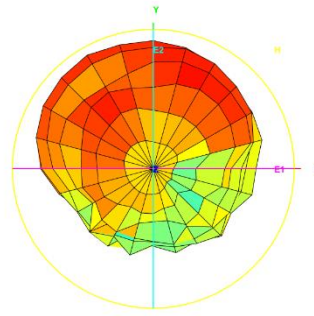
Total_3D_Side View 1_5.5GHz




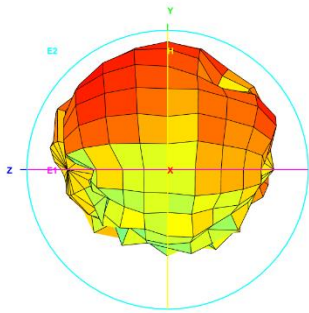
Total_3D_Top View_5.8GHz



Total_3D_Front View_5.8GHz



Total_3D_Left View_5.8GHz



Total_3D_Side View 1_5.8GHz

